









































## Final Results

### Women's 10m Air Pistol Final

Shooting Range Hall / Sun Aug 10 2008 / Start Time: 12:00

Rank	Name	NOC	Series				Total	Remarks
			1	2	3	4		
1	GUO Wenjun	China	96	98	99	97	390	
	Final shots:	10.0 10.5 10.4 10.4 10.1 10.3 9.4	10.7	10.8	9.7		102.3	
							492.3	FOR
2	PADERINA Natalia	Russian Fed.	97	98	98	98	391	OR
	Final shots:	10.0 8.5 10.0 10.2 10.6 10.5 9.8	9.7	9.5	9.3		98.1	
							489.1	
3	SALUKVADZE Nino	Georgia	97	96	96	97	386	
	Final shots:	9.8 10.3 10.0 9.5 10.2 10.7 10.4	10.6	9.1	10.8		101.4	
							487.4	
4	CHAIKA Viktoria	Belarus	97	94	96	97	384	
	Final shots:	9.3 9.4 10.4 10.1 10.2 10.5 9.2	10.5	9.8	8.6		98.0	
							482.0	
5	SAGUN LEWANDOWSKA Mirosława	Poland	95	96	97	96	384	
	Final shots:	8.1 10.3 9.2 9.9 9.8 10.4 9.9	9.4	10.7	9.6		97.3	
							481.3	
6	SEKARIĆ Jasna	Serbia	96	94	98	96	384	

	Final	10.2	9.6	9.9	9.9	9.3	9.1	9.7	10.0	9.3	9.9	96.9		
	shots:											480.9		
7	NEVANSUU Mira					 Finland			99	95	95	95	384	
	Final	8.7	9.3	9.2	10.3	9.8	10.0	9.7	9.9	9.9	9.7	96.5		
	shots:											480.5		
8	TSOGBADRAH Munkzul					 Mongolia			96	95	97	99	387	
	Final	9.3	10.0	8.7	8.3	9.2	9.5	8.5	10.7	9.2	9.2	92.6		
	shots:											479.6		
9	SMIRNOVA Svetlana					 Russian Fed.			96	95	94	98	383	
10	VERDICCHIO Claudia					 Germany			93	98	96	96	383	
11	GROZDEVA Maria					 Bulgaria			96	93	95	98	382	
12	OTRYAD Gundegmaa					 Mongolia			97	93	95	97	382	
13	BAI BUSSINOVA Zauresh					 Kazakhstan			94	94	98	96	382	
14	FRANQUET Sonia					 Spain			93	97	96	96	382	
15	JO Yong Suk					 DPR Korea			98	96	93	95	382	
16	GIM Yun Mi					 Korea			96	95	97	94	382	
17	FROELICH Cornelia					 Switzerland			96	96	94	95	381	
18	YAUHLEUSKAYA Lalita					 Australia			97	95	96	93	381	
19	REN Jie					 China			97	96	95	93	381	
20	PRUCKSAKORN Tanyaporn					 Thailand			95	95	93	97	380	
21	LEE Ho Lim					 Korea			92	97	95	96	380	
22	HUANG Yi Ling					 Chinese Taipei			96	93	94	96	379	
23	ROY Brigitte					 France			93	94	97	95	379	
24	DORJSUREN Munkhbayar					 Germany			95	93	97	94	379	
25	FERNANDEZ Maria Pilar					 Spain			93	97	96	93	379	
26	MARUSKOVA Lenka					 Czech Republic			96	96	94	93	379	
27	KOLLY Sandra					 Switzerland			94	92	97	95	378	
28	GENOVESI Maura					 Italy			94	94	95	95	378	
29	CSONKA Zsofia					 Hungary			94	93	97	94	378	

30	SZPEK Slawomira	 Poland	95	95	94	94	378	
31	KOSTEVYCH Olena	 Ukraine	98	93	94	93	378	
32	TANOVA Irena	 Bulgaria	96	93	95	93	377	
33	TIRODE Stephanie	 France	96	94	94	93	377	
34	MAI DA Luisa	 El Salvador	94	93	93	95	375	
35	MUSILOVA Michaela	 Czech Republic	95	94	93	93	375	
36	ASPANDIYAROVA Dina	 Australia	96	96	94	89	375	
37	SHI NN Brenda	 United States	89	98	93	93	373	
38	FUKUSHI MA Michiko	 Japan	91	94	97	91	373	
39	CHAO Avianna	 Canada	89	93	94	94	370	
40	KODRA Lindita	 Albania	92	93	93	92	370	
41	SNYDER Rebecca	 United States	93	92	94	91	370	
42	SHAPI ALEVI CH Zhanna	 Belarus	91	92	95	90	368	
43	LOZADO Carolina	 Uruguay	93	92	92	90	367	
44	WILKA Patricia	 Paraguay	90	91	27		208	DNF